





KRISTAL®









# INTRODUCTION



Kristal Cutting Tools became a respectable firm in the market since it is established and stood as an indispensable helper of craftsmen with the superior tools.

Kristal Cutting Tools maintained its smoothly running entity since 1992 by following up all the fairs, news and innovations in the world. KRISTAL continues to manufacture its products at the 3rd biggest city of Turkey, Izmir, with a total 7000 m2 production area. Annually 1200 tons production capacity accomplished Kristal to be a leading brand in Turkey.

KRISTAL finds out creative solutions for the ceramic tiling market by manufacturing high quality products, increasing in variety of machines and innovating new tools for the last 25 years. With each passing day the dimensions of ceramic tiles are getting wider, thicker and harder. These changes in the market brings out the problems with itself. KRISTAL, proposes creative and practical solutions to craftsmen for all the problems they are facing during the installation of tiles.

KRISTAL ceramic tile cutters is the top selling brand in Turkey. Moreover, it is exported to several different countries in America, Europe and Middle East.

Everything you need is in KRISTAL to feel the power of innovation, to ease your work and to reach professional success at your job.



Factory  
Video







KRISTAL<sup>®</sup>

CERAMIC TILE CUTTERS











# GIGA-CUT

## Professional Ceramic Tile Cutter



### TECHNICAL SPECIFICATIONS

- Round shaped steel is welded at the center of the base to ease the breaking of tiles.
- Specially designed ruler can be used easily.
- Manufactured for professional users.
- Side supports are used for big tiles to keep them in balance while cutting.
- Specially designed cutting handle works with zero tolerance.
- Cutting handle moves on 40x15mm cold rolled steel bar.
- Double breaking system with plastic coating.
- Small magnet mounted into the aluminium breaker, lifts it up while scoring, which prevents making a trace on the tile.

							
CODE	MAX. CUTTING LENGTH	MAX. DIAGONAL CUT	THICKNESS	NET WEIGHT	QNT. / PACK.	GROSS WGT. / PACK.	DIMENSIONS W x L x H
35500	640 MM	450X450 MM	3 - 23 MM	21,00 KG/PC.	1 PIECE	22,80 KG	35X99X25 CM
35501	750 MM	530X530 MM	3 - 23 MM	22,25 KG/PC.	1 PIECE	24,50 KG	35X117X25 CM
35502	935 MM	660X660 MM	3 - 23 MM	26,00 KG/PC.	1 PIECE	28,50 KG	35X127X27 CM
35503	1200 MM	840X840 MM	3 - 23 MM	30,95 KG/PC.	1 PIECE	33,50 KG	35X154X27 CM
35504	1350 MM	950X950 MM	3 - 23 MM	32,50 KG/PC.	1 PIECE	35,60 KG	35X169X27 CM
35505	1600 MM	1130X1130 MM	3 - 23 MM	37,30 KG/PC.	1 PIECE	40,80 KG	35X204X27 CM



Used with Ø 22 mm cutting wheel with bearing.



Cutting handle consists of 13 roller bearings.



Demountable wheels provides great easiness while carrying.



Spring loaded steel bases provides comfort breaking.











# GIGA-CUT WITH LASER

## Professional Ceramic Tile Cutter



### TECHNICAL SPECIFICATIONS

- In addition to the specifications on the left page, scoring is done more accurately with laser models.
- Laser beam indicates the cutting line before scoring the tile.
- The direction of the laser beam can be adjusted from the adjacent bolts.
- Laser module is powered with 2 AA batteries.


							
CODE	MAX. CUTTING LENGTH	MAX. DIAGONAL CUT	THICKNESS	NET WEIGHT	QNT. / PACK.	GROSS WGT. / PACK.	DIMENSIONS W x L x H
35600	640 MM	450X450 MM	3 - 23 MM	21,00 KG/PC.	1 PIECE	22,80 KG	35X99X25 CM
35601	750 MM	530X530 MM	3 - 23 MM	22,25 KG/PC.	1 PIECE	24,50 KG	35X117X25 CM
35602	935 MM	660X660 MM	3 - 23 MM	26,00 KG/PC.	1 PIECE	28,50 KG	35X127X27 CM
35603	1200 MM	840X840 MM	3 - 23 MM	30,95 KG/PC.	1 PIECE	33,50 KG	35X154X27 CM
35604	1350 MM	950X950 MM	3 - 23 MM	32,50 KG/PC.	1 PIECE	35,60 KG	35X169X27 CM
35605	1600 MM	1130X1130 MM	3 - 23 MM	37,30 KG/PC.	1 PIECE	40,80 KG	35X204X27 CM



Aluminium square can be adjusted to the requested angle.



Height of the cutting depth can be adjusted from the screw knobs depending on the thickness of the tile.



Height of the cutting handle can be adjusted from the bolt on the handle depending on the thickness of the tile.



Laser module marks a flawless scoring line.





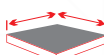





# GIGA-CUT WITH LEGS

## Professional Ceramic Tile Cutter



• Giga-Cut can be used as a workbench by opening the foldable legs.

• Side table can be mounted to both sides.

							
CODE	MAX. CUTTING LENGHT	MAX. DIAGONAL CUT	THICKNESS	NET WEIGHT	QNT. / PACK.	GROSS WGT. / PACK.	DIMENSIONS W x L x H
35506	935 MM	660X660 MM	3 - 23 MM	31,05 KG/PC.	1 PIECE	27,90 KG	35X127X27 CM
35507	1200 MM	840X840 MM	3 - 23 MM	36,00 KG/PC.	1 PIECE	38,60 KG	35X154X27 CM
35508	1350 MM	950X950 MM	3 - 23 MM	37,55 KG/PC.	1 PIECE	40,70 KG	35X169X27 CM
35509	1600 MM	1130X1130 MM	3 - 23 MM	42,40 KG/PC.	1 PIECE	45,90 KG	35X204X27 CM
35790	SIDE TABLE			10,00 KG/PC.	1 PIECE	11,25 KG	31X87X10 CM



# GIGA-CUT WITH LEGS AND LASER

## Professional Ceramic Tile Cutter











35790

• In addition to the specifications on the left page, scoring is done more accurately with laser models.

• Laser beam indicates the cutting line before scoring the tile.  
• The direction of the laser beam can be adjusted from the adjacent bolts.

• Laser module marks a flawless scoring line.  
• Laser module is powered with 2 AA batteries.

							
CODE	MAX. CUTTING LENGHT	MAX. DIAGONAL CUT	THICKNESS	NET WEIGHT	QNT. / PACK.	GROSS WGT. / PACK.	DIMENSIONS W x L x H
35606	935 MM	660X660 MM	3 - 23 MM	31,05 KG/PC.	1 PIECE	27,90 KG	35X127X27 CM
35607	1200 MM	840X840 MM	3 - 23 MM	36,00 KG/PC.	1 PIECE	38,60 KG	35X154X27 CM
35608	1350 MM	950X950 MM	3 - 23 MM	37,55 KG/PC.	1 PIECE	40,70 KG	35X169X27 CM
35609	1600 MM	1130X1130 MM	3 - 23 MM	42,40 KG/PC.	1 PIECE	45,90 KG	35X204X27 CM
35790	SIDE TABLE			10,00 KG/PC.	1 PIECE	11,25 KG	31X87X10 CM









# GIGA-CUT WITH POWER TOOL


## Professional Ceramic Tile Cutter




### TECHNICAL SPECIFICATIONS

- Power tool is used to cut ceramics with rough surfaces.
- Round shaped steel bar is welded at the center of the base to ease the breaking of tiles.
- Specially designed ruler can be used easily.
- Side supports are used for big tiles to keep them in balance while cutting.
- Manufactured for professional users. Power: 750 Watt
- Specially designed cutting handle works with zero tolerance.
- Cutting handle moves on 40x15mm cold rolled steel bar.
- Double breaking system with plastic coating.
- Small magnet mounted into the aluminium breaker, lifts it up while scoring, which prevents making a trace on the tile.

							
CODE	MAX. CUTTING LENGTH	MAX. DIAGONAL CUT	THICKNESS	NET WEIGHT	QNT. / PACK.	GROSS WGT. / PACK.	DIMENSIONS W x L x H
35510	640 MM	450X450 MM	3 - 23 MM	28,25 KG/PC.	1 PIECE	29,80 KG	35X99X25 CM
35511	750 MM	530X530 MM	3 - 23 MM	29,50 KG/PC.	1 PIECE	31,50 KG	35X117X25 CM
35512	935 MM	660X660 MM	3 - 23 MM	33,25 KG/PC.	1 PIECE	35,50 KG	35X127X27 CM
35513	1200 MM	840X840 MM	3 - 23 MM	38,20 KG/PC.	1 PIECE	40,80 KG	35X154X27 CM
35514	1350 MM	950X950 MM	3 - 23 MM	39,75 KG/PC.	1 PIECE	42,80 KG	35X169X27 CM
35515	1600 MM	1130X1130 MM	3 - 23 MM	44,55 KG/PC.	1 PIECE	48,10 KG	35X204X27 CM



Tile fixing parts are used with the power tool.



Ø115mm turbo blade is used with the power tool.



Aluminium square can be adjusted to the requested angle.



Spring loaded steel bases provides comfort breaking.



# GIGA-CUT WITH POWER TOOL AND LASER



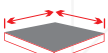





## Professional Ceramic Tile Cutter




1200 MM

### TECHNICAL SPECIFICATIONS

- In addition to the specifications on the left page, scoring is done more accurately with laser models.
- Laser beam indicates the cutting line before scoring the tile.
- The direction of the laser beam can be adjusted from the adjacent bolts.
- Laser module is powered with 2 AA batteries.

							
CODE	MAX. CUTTING LENGTH	MAX. DIAGONAL CUT	THICKNESS	NET WEIGHT	QNT. / PACK.	GROSS WGT. / PACK.	DIMENSIONS W x L x H
35610	640 MM	450X450 MM	3 - 23 MM	28,25 KG/PC.	1 PIECE	29,80 KG	35X99X25 CM
35611	750 MM	530X530 MM	3 - 23 MM	29,50 KG/PC.	1 PIECE	31,50 KG	35X117X25 CM
35612	935 MM	660X660 MM	3 - 23 MM	33,25 KG/PC.	1 PIECE	35,50 KG	35X127X27 CM
35613	1200 MM	840X840 MM	3 - 23 MM	38,20 KG/PC.	1 PIECE	40,80 KG	35X154X27 CM
35614	1350 MM	950X950 MM	3 - 23 MM	39,75 KG/PC.	1 PIECE	42,80 KG	35X169X27 CM
35615	1600 MM	1130X1130 MM	3 - 23 MM	44,55 KG/PC.	1 PIECE	48,10 KG	35X204X27 CM



Cutting depth of the turbo blade can be adjusted from the screw knob.



Plastic handle is used to pull the machine.



Height of the cutting handle can be adjusted from the bolt on the handle depending on the thickness of the tile.



Laser module marks a flawless scoring line.



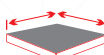





# GIGA-CUT WITH POWER TOOL AND LEGS

## Professional Ceramic Tile Cutter



• Giga-Cut can be used as a workbench by opening the foldable legs.

• Side table can be mounted to both sides.

							
CODE	MAX. CUTTING LENGTH	MAX. DIAGONAL CUT	THICKNESS	NET WEIGHT	QNT. / PACK.	GROSS WGT. / PACK.	DIMENSIONS W x L x H
35516	935 MM	660X660 MM	3 - 23 MM	38,30 KG/PC.	1 PIECE	40,50 KG	35X127X27 CM
35517	1200 MM	840X840 MM	3 - 23 MM	43,25 KG/PC.	1 PIECE	45,80 KG	35X154X27 CM
35518	1350 MM	950X950 MM	3 - 23 MM	44,75 KG/PC.	1 PIECE	47,80 KG	35X169X27 CM
35519	1600 MM	1130X1130 MM	3 - 23 MM	49,60 KG/PC.	1 PIECE	53,10 KG	35X204X27 CM
35790	SIDE TABLE			10,00 KG/PC.	1 PIECE	11,25 KG	31X87X10 CM



# GIGA-CUT WITH POWER TOOL, LEGS AND LASER









## Professional Ceramic Tile Cutter



• In addition to the specifications on the left page, scoring is done more accurately with laser models.

• Laser beam indicates the cutting line before scoring the tile.  
• The direction of the laser beam can be adjusted from the adjacent bolts.

• Laser module marks a flawless scoring line.  
• Laser module is powered with 2 AA batteries.

							
CODE	MAX. CUTTING LENGTH	MAX. DIAGONAL CUT	THICKNESS	NET WEIGHT	QNT. / PACK.	GROSS WGT. / PACK.	DIMENSIONS W x L x H
35616	935 MM	660X660 MM	3 - 23 MM	38,30 KG/PC.	1 PIECE	40,50 KG	35X127X27 CM
35617	1200 MM	840X840 MM	3 - 23 MM	43,25 KG/PC.	1 PIECE	45,80 KG	34X154X27 CM
35618	1350 MM	950X950 MM	3 - 23 MM	44,75 KG/PC.	1 PIECE	47,80 KG	35X169X27 CM
35619	1600 MM	1130X1130 MM	3 - 23 MM	49,60 KG/PC.	1 PIECE	53,10 KG	35X204X27 CM
35790	SIDE TABLE			10,00 KG/PC.	1 PIECE	11,25 KG	31X87X10 CM

# GIGA-CUT PLUS



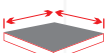





## Professional Ceramic Tile Cutter



1200 MM


### TECHNICAL SPECIFICATIONS

- The most important property is, the fixed force application on the cutting wheel, by the help of two gas springs on both side of the handle group.
- Round shaped steel is welded at the center of the base to ease the breaking of tiles.
- Specially designed ruler can be used easily.
- Manufactured for professional users.
- Side supports are used for big tiles to keep them in balance while cutting.
- Specially designed cutting handle works with zero tolerance.
- Cutting handle moves on 40x15mm cold rolled steel bar.
- Double breaking system with plastic coating.
- Small magnet mounted into the aluminium breaker, lifts it up while scoring, which prevents making a trace on the tile.

							
CODE	MAX. CUTTING LENGTH	MAX. DIAGONAL CUT	THICKNESS	NET WEIGHT	QNT. / PACK.	GROSS WGT. / PACK.	DIMENSIONS W x L x H
35662	935 MM	660X660 MM	5 - 15 MM	28,50 KG/PC.	1 PIECE	30,00 KG	35X127X34 CM
35663	1200 MM	840X840 MM	5 - 15 MM	33,50 KG/PC.	1 PIECE	35,00 KG	35X154X34 CM
35664	1350 MM	950X950 MM	5 - 15 MM	35,50 KG/PC.	1 PIECE	37,00 KG	35X169X34 CM
35665	1600 MM	1130X1130 MM	5 - 15 MM	41,00 KG/PC.	1 PIECE	42,30 KG	35X204X34 CM



Used with Ø 22 mm cutting wheel with bearing.



Cutting handle consists of 13 roller bearings.



Spring loaded steel bases provides comfort breaking.



Aluminium square can be adjusted to the requested angle.











## Professional Ceramic Tile Cutter



### TECHNICAL SPECIFICATIONS

- Round shaped steel is welded at the center of the base to ease the breaking of tiles.
- Specially designed ruler can be used easily.
- Manufactured for professional users.
- Side supports are used for big tiles to keep them in balance while cutting.
- Specially designed cutting handle works with zero tolerance.
- Cutting handle moves on 40x10mm cold rolled steel bar.
- Double breaking system with plastic coating.
- Small magnet mounted into the aluminium breaker, lifts it up while scoring, which prevents making a trace on the tile.

							
CODE	MAX. CUTTING LENGTH	MAX. DIAGONAL CUT	THICKNESS	NET WEIGHT	QNT. / PACK.	GROSS WGT. / PACK.	DIMENSIONS W x L x H
35685	640 MM	450X450 MM	3 - 20 MM	13,90 KG/PC.	1 PIECE	16,30 KG	35X99X25 CM
35686	850 MM	600X600 MM	3 - 20 MM	15,80 KG/PC.	1 PIECE	18,50 KG	35X117X25 CM
35687	1000 MM	700X700 MM	3 - 20 MM	16,80 KG/PC.	1 PIECE	19,80 KG	35X133X25 CM
35688	1200 MM	840X840 MM	3 - 20 MM	19,80 KG/PC.	1 PIECE	23,00 KG	35X151X25 CM



Used with Ø 22 mm cutting wheel with bearing.



Cutting handle consists of 13 roller bearings.



Aluminium square can be adjusted to the requested angle.



Spring loaded steel bases provides comfort breaking.









# MEGA-CUT

## Professional Ceramic Tile Cutter



### TECHNICAL SPECIFICATIONS

- Precise scoring can be done with ergonomic aluminium cutting handle.
- Round shaped steel bar is welded at the center of the base to ease the braking of tiles.
- Specially designed ruler can be used easily.
- Double breaking system.
- Manufactured for professional users.
- Side supports are used for big tiles to keep them in balance while cutting.
- Cutting handle moves on 38x8mm cold rolled steel bar.

							
CODE	MAX. CUTTING LENGHT	MAX. DIAGONAL CUT	THICKNESS	NET WEIGHT	QNT. / PACK.	GROSS WGT. / PACK.	DIMENSIONS W x L x H
35541	640 MM	450X450 MM	3 - 20 MM	11,40 KG/PC.	1 PIECE	13,20 KG	35X99X25 CM
35536	750 MM	530X530 MM	3 - 20 MM	12,00 KG/PC.	1 PIECE	13,80 KG	35X99X25 CM
35542	935 MM	660X660 MM	3 - 20 MM	14,25 KG/PC.	1 PIECE	16,80 KG	35X117X25 CM
35543	1200 MM	840X840 MM	3 - 20 MM	16,90 KG/PC.	1 PIECE	19,40 KG	35X146X21 CM




Used with Ø 18 mm cutting wheel.



Cutting handle consists of 1 bearing.




Aluminium square can be adjusted to the requested angle.



Spring loaded steel bases provides comfort breaking.














## Professional Ceramic Tile Cutter



### TECHNICAL SPECIFICATIONS

- Ruler (70 mm) can be mounted on the machine easily at different positions.
- Side supports are used for big tiles to keep them in balance while cutting.
- Easy carrying with two wheels.
- Specially designed cutting handle with 13 roller bearings moves on the strong steel profile smoothly with zero tolerance.
- Aluminium breaker with magnet on it, prevents making trace on the tile while scoring.

							
CODE	MAX. CUTTING LENGTH	MAX. DIAGONAL CUT	THICKNESS	NET WEIGHT	QNT. / PACK.	GROSS WGT. / PACK.	DIMENSIONS W x L x H
35553	1270 MM	900X900 MM	3 - 17 MM	18,00 KG/PC.	1 PIECE	20,00 KG	22X151X24 CM











# MASTER-CUT


## Semi Professional Ceramic Tile Cutter




### TECHNICAL SPECIFICATIONS

- Specially designed cutting handle works with zero tolerance.
- Triangular shaped steel is welded at the center of the base to ease the braking of tiles.
- Equipped with 90°/45° steel square.
- Double breaking system.
- Thick and elastic sponges serve as spring bases.
- Side supports are used for big tiles to keep them in balance while cutting.

							
CODE	MAX. CUTTING LENGTH	MAX. DIAGONAL CUT	THICKNESS	NET WEIGHT	QNT. / PACK.	GROSS WGT. / PACK.	DIMENSIONS W x L x H
35556	700 MM	490X490 MM	3 - 17 MM	12,10 KG/PC.	1 PIECE	13,20 KG	30X94X19 CM
35557	850 MM	600X600 MM	3 - 17 MM	13,90 KG/PC.	1 PIECE	15,10 KG	30X109X19 CM
35558	1000 MM	705X705 MM	3 - 17 MM	15,20 KG/PC.	1 PIECE	16,50 KG	30X124X19 CM



Used with Ø 22 mm cutting wheel with bearing.



Cutting handle consists of 11 roller bearings.











# MASTER-CUT WITH LASER


## Semi Professional Ceramic Tile Cutter



### TECHNICAL SPECIFICATIONS

- In addition to the specifications on the left page, scoring is done more accurately with laser models.
- Laser beam indicates the cutting line before scoring the tile.
- The direction of the laser beam can be adjusted from the adjacent bolts.
- Laser module is powered with 2 AA batteries.

							
CODE	MAX. CUTTING LENGTH	MAX. DIAGONAL CUT	THICKNESS	NET WEIGHT	QNT. / PACK.	GROSS WGT. / PACK.	DIMENSIONS W x L x H
35656	700 MM	490X490 MM	3 - 17 MM	12,50 KG/PC.	1 PIECE	13,60 KG	30X100X19 CM
35657	850 MM	600X600 MM	3 - 17 MM	14,30 KG/PC.	1 PIECE	15,50 KG	30X115X19 CM
35658	1000 MM	705X705 MM	3 - 17 MM	15,60 KG/PC.	1 PIECE	16,90 KG	30X130X19 CM



Zinc alloy ruler is mounted at the front side of the machine.











Laser module marks a flawless scoring line.


## Semi Professional Ceramic Tile Cutter



### TECHNICAL SPECIFICATIONS

- Specially designed cutting handle works with zero tolerance.
- Triangular shaped steel is welded at the center of the base to ease the braking of tiles.
- Equipped with 90°/45° steel square.
- Double breaking system.
- Thick and elastic sponges serve as spring bases.

							
CODE	MAX. CUTTING LENGTH	MAX. DIAGONAL CUT	THICKNESS	NET WEIGHT	QNT. / PACK.	GROSS WGT. / PACK.	DIMENSIONS W x L x H
35537	700 MM	490X490 MM	3 - 16 MM	10,70 KG/PC.	1 PIECE	11,50 KG	30X94X19 CM
35538	850 MM	600X600 MM	3 - 16 MM	12,20 KG/PC.	1 PIECE	13,00 KG	30X109X19 CM
35539	1000 MM	705X705 MM	3 - 16 MM	13,30 KG/PC.	1 PIECE	14,30 KG	30X124X19 CM



Cutting handle consists of 11 roller bearings.




Zinc alloy ruler is mounted at the front side of the machine.





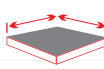





# ROLLER-CUT


## Semi Professional Ceramic Tile Cutter



### TECHNICAL SPECIFICATIONS

- Specially designed cutting handle works with zero tolerance.
- Based on 2,5mm steel plate.
- Equipped with 90° aluminium square.
- Double breaking system.
- Plastic square used for 45° cutting.

							
CODE	MAX. CUTTING LENGTH	MAX. DIAGONAL CUT	THICKNESS	NET WEIGHT	QNT. / PACK.	GROSS WGT. / PACK.	DIMENSIONS W x L x H
35520	600 MM	420X420 MM	3 - 17 MM	7,05 KG/PC.	4 PIECES	31,10 KG	43X83X35 CM
35521	850 MM	600X600 MM	3 - 17 MM	8,75 KG/PC.	3 PIECES	28,60 KG	23X109X52 CM
35522	1000 MM	705X705 MM	3 - 17 MM	10,00 KG/PC.	3 PIECES	31,30 KG	23X126X52 CM




Used with Ø 18 mm cutting wheel.



Cutting handle consists of 12 roller bearings.









# ROLLER-CUT WITH LASER

## Semi Professional Ceramic Tile Cutter



### TECHNICAL SPECIFICATIONS

- In addition to the specifications on the left page, scoring is done more accurately with laser models.
- Laser beam indicates the cutting line before scoring the tile.
- The direction of the laser beam can be adjusted from the adjacent bolts.
- Laser module is powered with 2 AA batteries.

							
CODE	MAX. CUTTING LENGTH	MAX. DIAGONAL CUT	THICKNESS	NET WEIGHT	QNT. / PACK.	GROSS WGT. / PACK.	DIMENSIONS W x L x H
35620	600 MM	420X420 MM	3 - 17 MM	7,65 KG/PC.	4 PIECES	33,50 KG	43X87X35 CM
35621	850 MM	600X600 MM	3 - 17 MM	9,35 KG/PC.	3 PIECES	30,90 KG	23X113X52 CM
35622	1000 MM	705X705 MM	3 - 17 MM	10,60 KG/PC.	3 PIECES	33,00 KG	23X126X52 CM



Plastic ruler is mounted at the front side of the machine.



Laser module marks a flawless scoring line.











## Standard Ceramic Tile Cutter



## TECHNICAL SPECIFICATIONS

- Manufactured for amateur users for DIY applications.
- Based on 2,5mm steel plate.
- Equipped with 90° aluminium square.
- Double braking system.
- Plastic square used for 45° cutting.

							
CODE	MAX. CUTTING LENGTH	MAX. DIAGONAL CUT	THICKNESS	NET WEIGHT	QNT. / PACK.	GROSS WGT. / PACK.	DIMENSIONS W x L x H
35525	470 MM	330X330 MM	4 - 20 MM	5,35 KG/PC.	4 PIECES	23,80 KG	43X68X35 CM
35526	600 MM	420X420 MM	4 - 20 MM	6,25 KG/PC.	4 PIECES	27,80 KG	43X83X35 CM
35527	850 MM	600X600 MM	4 - 20 MM	7,80 KG/PC.	3 PIECES	26,00 KG	23X109X52 CM
35528	1000 MM	705X705 MM	4 - 20 MM	8,80 KG/PC.	3 PIECES	28,60 KG	23X126X52 CM



Used with Ø 18 mm cutting wheel.



Ergonomic cutting handle produced from aluminium.









# LETO WITH LASER

## Standard Ceramic Tile Cutter



### TECHNICAL SPECIFICATIONS

- In addition to the specifications on the left page, scoring is done more accurately with laser models.
- Laser beam indicates the cutting line before scoring the tile.
- The direction of the laser beam can be adjusted from the adjacent bolts.
- Laser module is powered with 2 AA batteries.

							
CODE	MAX. CUTTING LENGTH	MAX. DIAGONAL CUT	THICKNESS	NET WEIGHT	QNT. / PACK.	GROSS WGT. / PACK.	DIMENSIONS W x L x H
35625	470 MM	330X330 MM	4 - 20 MM	6,00 KG/PC.	4 PIECES	26,40 KG	43X83X35 CM
35626	600 MM	420X420 MM	4 - 20 MM	6,90 KG/PC.	4 PIECES	30,40 KG	43X87X35 CM
35627	850 MM	600X600 MM	4 - 20 MM	8,45 KG/PC.	3 PIECES	27,00 KG	23X113X52 CM
35628	1000 MM	705X705 MM	4 - 20 MM	9,40 KG/PC.	3 PIECES	29,50 KG	23X126X52 CM



Plastic ruler is mounted at the front side of the machine.











Laser module marks a flawless scoring line.



### TECHNICAL SPECIFICATIONS

- Manufactured for amateur users for DIY applications.
- Based on 2,5mm steel plate.
- Equipped with 90° aluminium square.

							
CODE	MAX. CUTTING LENGTH	MAX. DIAGONAL CUT	THICKNESS	NET WEIGHT	QNT. / PACK.	GROSS WGT. / PACK.	DIMENSIONS W x L x H
35533	470 MM	330X300 MM	3 - 15 MM	4,75 KG/PC.	4 PIECES	21,30 KG	43X68X26 CM
35534	600 MM	420X420 MM	3 - 15 MM	5,70 KG/PC.	4 PIECES	25,10 KG	43X83X26 CM
35530	850 MM	600X600 MM	3 - 15 MM	6,80 KG/PC.	3 PIECES	23,70 KG	23X109X38 CM



Used with Ø 22 mm cutting wheel.








KRISTAL<sup>®</sup>

OTHER PRODUCTS

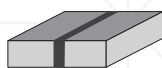


# TITAN

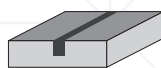
## Bevel Cutting Machine



BEVEL CUT



90° CUT












GROOVE CUT

• Titan is used with the legs, extension table, side square and power tool.

• Side table is used to keep the large tiles in balance and stable.

• Perfect solution for bevel cutting.  
• The power tool has a power of 720 Watts, which is used with an Ø115 mm turbo blade.

							
CODE	MAX. CUTTING LENGTH	MAX. DIAGONAL CUT	THICKNESS	NET WEIGHT	QNT. / PACK.	GROSS WGT. / PACK.	DIMENSIONS W x L x H
35548	1200 MM	840X840 MM	3 - 20 MM	52,05 KG/PC.	1 PIECE	54,10 KG	35X159X25 CM
35549	1600 MM	1130X1130 MM	3 - 20 MM	54,25 KG/PC.	1 PIECE	56,50 KG	35X204X25 CM
						SIDE TABLE	31X87X10 CM



Smooth bevel cutting can be done by adjusting the bar holders to 45°.



Perpendicular and bevel cutting can be done in various depths.



Side square is used for preventing the tile to move backwards during bevel cut operation.



# GIGA BREAKER








## Professional Tile Cutter



• Some materials with a thickness more than 15 mm may be difficult to cut manually due to physical characteristics.


### TECHNICAL SPECIFICATIONS

- New type body and bearing arm mechanism suitable to break 20 mm ceramics.
- Round shaped steel is welded at the center of the base to ease the breaking of tiles.
- Specially designed cutting handle works with zero tolerance.
- Side support tool is used for 20 mm thickness heavy ceramics to keep them in balance while cutting.
- Manufactured for professional users.
- Small magnet mounted into the aluminium breaker, lifts it up while scoring, which prevents making a trace on the tile.


						
CODE	MAX. CUTTING LENGTH	THICKNESS	NET WEIGHT	QNT. / PACK.	GROSS WGT. / PACK.	DIMENSIONS W x L x H
35691	1200 MM	16 - 20 MM	31,00 KG/PC.	1 PIECE	34,00 KG	35X154X34 CM



Demountable wheels provides great easiness while carrying.



Cutting handle consists of 17 roller bearings.



Side support tool is used for 20 mm thickness heavy ceramics to keep them in balance while cutting.










Special design for cutting 20 mm ceramics.

## Cutting Machine For Large Format Tiles



### TECHNICAL SPECIFICATIONS

- Easy and fast installation.
- Produced from aluminium profile.
- Topaz is used with cutting group, breaking plier and rubber suction cups.
- Ø22 mm bearing wheel is used in cutting group.
- Cutting group works without gap and scores with zero tolerance.
- Cutting length of Topaz can be extended.


						
CODE	MAX. CUTTING LENGTH	THICKNESS	NET WEIGHT	QNT. / PACK.	GROSS WGT. / PACK.	DIMENSIONS W x L x H
35585	3000 MM	3 - 5 MM	15,35 KG/PC.	1 PIECE	16,50 KG	20X174X19 CM



Installation of Topaz can be done with a single person.



Rubber suction cups are used to prevent the movement of ceramic tile.



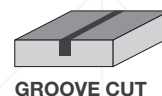
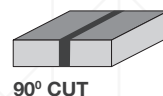
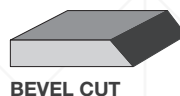
# TOPAZ WITH POWER TOOL

## Cutting Machine For Large Format Tiles



### TECHNICAL SPECIFICATIONS

- Easy and fast installation.
- Produced from aluminium profile.
- Topaz is used with cutting group, breaking plier, rubber suction cups and power tool.
- Power tool is used with Ø180 mm turbo blade.
- Cutting group works without gap and cuts with zero tolerance.
- Cutting length of Topaz can be extended.
- Power: 1500 Watt



CODE	MAX. CUTTING LENGTH	THICKNESS	NET WEIGHT	QNT. / PACK.	GROSS WGT. / PACK.	DIMENSIONS W x L x H
35586	3000 MM	3 - 20 MM	21,55 KG/PC.	1 PIECE	23,60 KG	20X174X19 CM
						30X40X40 CM POWER TOOL BOX



Rough surface tiles are assembled under the profile with the fixing tools.




Perpendicular cutting can be done with requested depth.





# PRO-CUT








## Cutting Machine For Large Format Tiles



2600 - 3350 MM

### TECHNICAL SPECIFICATIONS

- This tile cutter is specially designed for cutting long porcellian ceramic tiles. Its most important property is, the fixed force application on the cutting wheel, by the help of two gas springs on both side of the handle group.
- In this way, the cutting wheel makes a fixed depth scoring line which helps to achieve a flat cross-section all the way long, like a rectified tile, after breaking.
- Because of the pre-force applied on the wheel, there is no need to apply an extra force on the handle. The handle group has 20 roller bearings which helps the system to work with zero gap.

						
CODE	MAX. CUTTING LENGTH	THICKNESS	NET WEIGHT	QNT. / PACK.	GROSS WGT. / PACK.	DIMENSIONS W x L x H
35670	1850 MM	0 - 12 MM	35,00 KG/PC.	1 PIECE	41,50 KG	30X245X39 CM
35584	2000 MM	0 - 12 MM	36,00 KG/PC.	1 PIECE	43,00 KG	30X245X39 CM
35583	2600 MM	0 - 12 MM	42,00 KG/PC.	1 PIECE	50,50 KG	30X305X39 CM
35697	3350 MM	0 - 12 MM	50,00 KG/PC.	1 PIECE	58,50 KG	30X380X39 CM



General view of handle system.



Side table.





Gas spring system for fixed force.



Breaking knob.

## Cutting Machine For Large Format Tiles



# ACCESSORIES

## CARRYING FRAME WITH MULTI SUCTION CUPS



**34551** Adjustable Carrying Frames With Suction Cup  
( 6pcs suction cup + 2pcs pump suction cup )



**34561** Adjustable One Row Carrying Bars  
( 3pcs suction cup )



**34560** Adjustable One Row Carrying Bars  
( 3pcs pump suction cup )



**34550** Adjustable Carrying Frames With Suction Cup  
( 6pcs Pump Suction cup )




**35597** Big Carrying Device with four wheels





# ACCESSORIES

## WORKING BENCH



**35560** Working Bench 100x200 cm



**2** Working Bench 100x400 cm



**35563** Extension Width  
69x200 cm



**35559** Extension Length  
100x100 cm

# ACCESSORIES

## PROFESSIONAL SUCTION CUP

Code	Type
334 65	Single Ø 115mm / 50Kg. Carriage Capacity
334 66	Double Ø 115mm / 100Kg. Carriage Capacity
334 67	Triple Ø 115mm / 150Kg. Carriage Capacity
334 68	Pump Ø 200mm / 100Kg. Carriage Capacity



33465



33466



33467



33468


## ROLLING SEAT WITH KNEE PAD

35599




## ACCESSORIES

### TURBO DIAMOND BLADE



**33452**

Ø 230 mm  
T: 1,80 mm



**33451**


Ø 180 mm  
T: 1,60 mm



**33450**

Ø 115 mm  
T: 1,20 mm


### MESH DIAMOND BLADE



**33453**

Ø 115 mm  
T: 1,20 mm

### MESH EXTRA DIAMOND BLADE



**33454**

Ø 115 mm  
T: 2,00 mm



# ACCESSORIES

## CERAMIC DRILLING BITS

Code	Size (wet)
333 75	Ø 6 mm
333 76	Ø 8 mm
333 77	Ø 10 mm
333 78	Ø 12 mm
333 79	Ø 20 mm
333 80	Ø 32 mm
333 81	Ø 42 mm
333 82	Ø 55 mm
333 83	Ø 65 mm
333 84	Ø 75 mm
333 85	Ø 85 mm
333 89	Drilling Guide

### Diamond Drilling Bits - Wet



Code	Size (Dry) / M14 Female
333 28	Ø 6 mm
333 29	Ø 8 mm
333 30	Ø 10 mm
333 31	Ø 12 mm
333 32	Ø 16 mm
333 34	Ø 20 mm
333 33	Ø 22 mm
333 35	Ø 25 mm
333 36	Ø 35 mm
333 43	Ø 38 mm
333 37	Ø 40 mm
333 38	Ø 45 mm
333 42	Ø 50 mm
333 39	Ø 55 mm
333 41	Ø 60 mm
333 40	Ø 65 mm

### Diamond Drilling Bits - Dry



## DRILLING GUIDE

### 33388

#### Positions

- 1) Ø 6, 8, 10, 12 mm
- 2) Ø 10, ..... 48 mm
- 3) Ø 37, ..... 95 mm



## ACCESSORIES

### TILE MARKER FOR HOLES




34542



34541

### PRACTICAL CARRYING APPARATUS



35591

Applicable  
Thickness  
5-15 mm

### PULLING AND PUSHING APPARATUS



33460

# ACCESSORIES

## RUBBER MALLET

White Head, Wooden Handle

Code	Type
334 45	500 GR
334 46	750 GR
334 47	1000 GR



## HEAVY DUTY BREAKERS - SMALL

**35589**

Suitable for  
3-12 mm  
ceramics



## HEAVY DUTY BREAKERS - BIG

**35590**

Suitable for  
6-20 mm  
ceramics





## ACCESSORIES


### SPARE CUTTING WHEELS

Ø 22 mm



**35570** Easy-Cut cutting wheel set

Ø 18 mm



**35571** Mega-Cut cutting wheel set

**35572** Leto cutting wheel set

**35573** Roller-Cut cutting wheel set

Ø 22 mm With Bearing



**35574** Giga-Cut + Maxi-Cut + Pro-Cut  
Master-Cut + Mercan + Favori  
cutting wheel set



### SMART WEDGE

**33510**

In plastic  
bucket  
24 qty



### ROTATING BUCKET MORTAR MIXER



**33481**

Power: 550 Watt  
2 qty. 30 lt. bucket

# ACCESSORIES

## CLIPS

Code	Size	Ceramic Thickness
335 01	1 mm	3-12 mm
335 02	2 mm	3-12 mm
335 03	3 mm	3-12 mm
335 04	1,5 mm	12-20 mm



## WEDGE

33505



## CERAMIC SYSTEM PLIER

33500









KRISTAL KESICI ALETLER SAN. VE TIC. LTD. STI.  
ITOB OSB. 10001 SOK. NO: 11 MENDERES - IZMIR / TURKEY



+90 232 375 54 21



+90 232 375 53 92



[www.facebook.com/kristalltd](https://www.facebook.com/kristalltd)



[www.youtube.com/kristalltd](https://www.youtube.com/kristalltd)

[info@kristal-ltd.com](mailto:info@kristal-ltd.com)

[www.kristal-ltd.com](http://www.kristal-ltd.com)